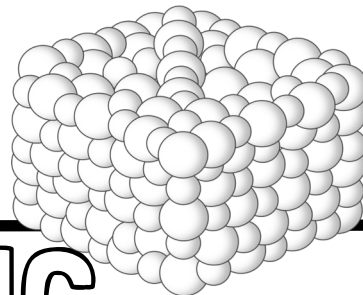
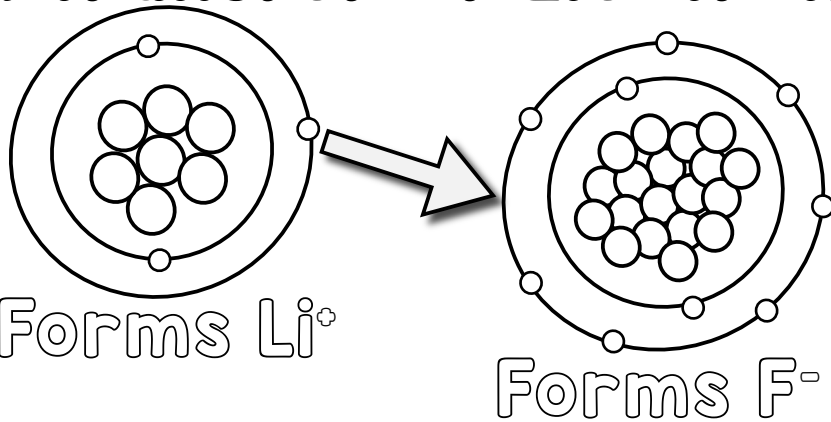


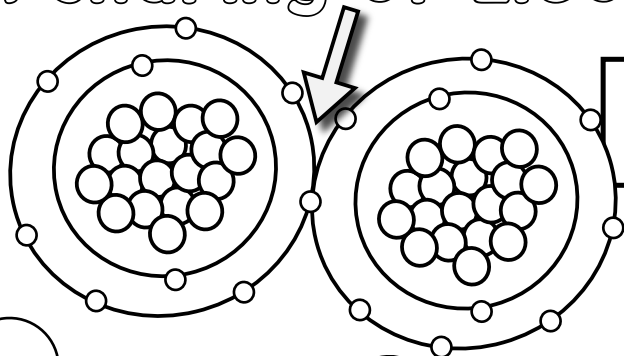
IONIC BONDING

A Transfer of Electrons



COVALENT BONDING

A Sharing of Electrons



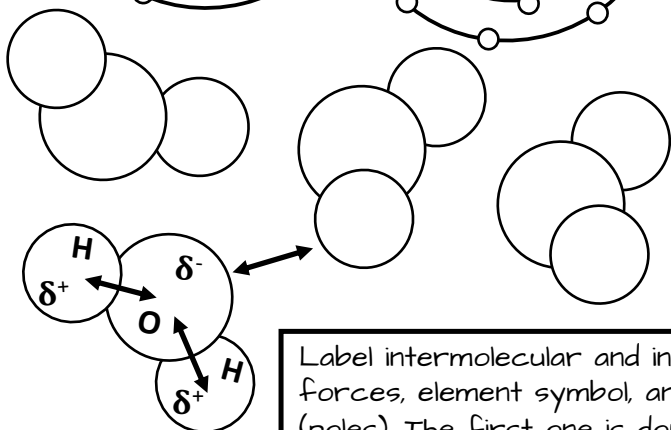
Draw diagrams to represent polar and nonpolar covalent molecules.

POLAR

END = 0.3 - 1.7

NONPOLAR

END = 0.0 - 0.3



Label intermolecular and intramolecular forces, element symbol, and partial charges (poles). The first one is done for you.

METALLIC BONDING

Comparing Chemical Bonding

	IONIC	COVALENT	METALLIC
Types of Atoms			
Method of Bond Formation			
Type of Structure			
Melting Point			
Electrical Conductivity			
Other Properties			
Images – Draw an image that represents the bond type for each of the chemical bonds.			